

Model 4017 RS - II

TELEHANDLER

Europe **JLG**



Performance

Rated Capacity	4000 kg
Maximum Lift Height	17.1 m
Load at Max Height	2500 kg
Load at max. reach (stabilisers down)	500 kg
Frame Leveling	10°
Lift Speed (boom retracted)	
Up	20.9 sec
Down	16.6 sec
Boom Speed (extended/retracted)	
Extended	24.3 sec
Retracted	18.5 sec
Max. crowd	3.7 sec
Max. dump	3.5 sec
Top Travel Speed	20.0 km/h
Engine	55.4 kW 3 speed
Break out force	72 kN
Outside Turning Radius (over tyres)	3.92 m
Operating Weight	11620 kg

Standard Specifications

Engine

Make and Model	Deutz TCD 3.6 L4
No. of Cylinders	4
Displacement	3.6 L
Standard engine gross power	55.4kW
Maximum torque at 1300 RPM	390Nm
Fuel Tank Capacity	150 L

Transmission

- 3 speed forward and reverse Power shift (1st: 5 km/h, 2nd: 10 km/h, 3rd: 20 km/h)

Axles

- Trunnion mounted planetary steer axles
- Integral steer cylinder
- High bias limited slip differential on front axle

Brakes

- Service brakes inboard wet disc brakes on front and rear axle
- Service brakes servo assisted
- Hydraulic parking brake

Tyres

- Standard Mitas 14.00-24 TG02

Cab

- EROPS and FOPS fully glazed all weather cab
- 2 way adjustable mechanical suspension seat

Steering 4-Wheel

- Power steering with steering wheel spinner
- Two wheel/four wheel/crab steer with push button select facility

Instruments

- Maintenance indicator
- Fuel gauge
- Hourmeter
- Water temperature gauge
- Right-hand tilt and sway lever
- Boom lift and crowd on single joystick

Hydraulic System-Implement

Capacity	100 L
----------	-------

- Pump type: Gear pump
- Maximum gear pump flow 100 L/min
- Auxiliary hydraulic flow - intermittent 100 L/min

Accessories & Options


- Air conditioning (optional)
- Stabilisers
- Road lights
- Load stability indicator (LSI)
- Frame leveling
- Roof Wiper (optional)
- Rotating Beacon
- Rear retrieval hitch (optional)

Attachments

Standard:	
Standard carriage	4000 kg
Standard coupler	Mechanical coupler
Pallet fork (4000 kg)	1200 mm x 50 mm x 100 mm
Optional:	
Digging Bucket	2.45 m, 0.8 m ³
4-1 Bucket	2.4 m, 1.0 m ³
Light Material Bucket	2.45 m, 1.8 m ³
Lifting Hook	4000 kg
Truss Boom	3.4 m, 1000 kg

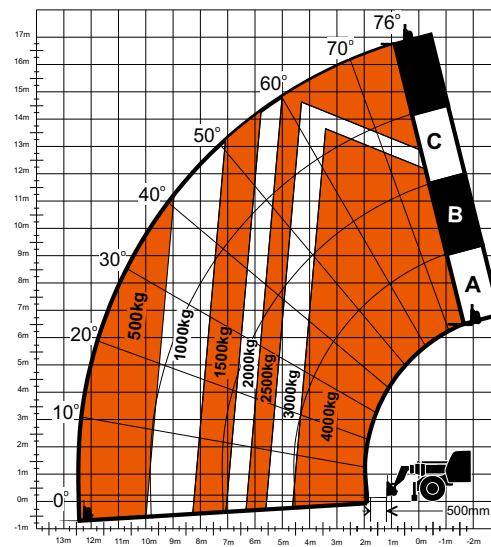
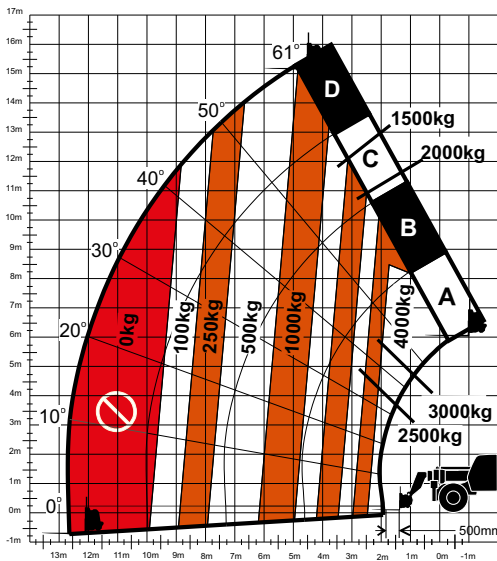
Model 4017 RS - II TELEHANDLER

Dimensions



* High cab - Germany only.

Load Chart and Dimensions



IMPORTANT

All dimensions are approximate. Rated lift capacities shown are with machine equipped with carriage and pallet forks. The machine must be level on a firm surface with undamaged, properly inflated tyres. Machine specifications and stability are based on rated lift capacities at specific boom angles and boom lengths. (If specifications are critical, the proposed application should be discussed with your dealer.) DO NOT exceed rated lift capacity loads, as unstable and dangerous machine conditions will result. DO NOT tip the machine forward to determine the allowable load.

Use only JLG approved attachments with proper material handler model/attachment load capacity charts displayed in the operator's cab.

Due to continuous product improvements, JLG Industries reserves the right to make specification and/or equipment changes without prior notification.



JLG Industries, Inc.

Polaris Avenue 63
2132 JH Hoofddorp
The Netherlands
Tel: +31 (0)23 565 5665
Fax: +31 (0)23 557 3750
www.jlgeurope.com

An Oshkosh Corporation Company