

JLG Compact Series Telehandlers



JLG
reachingout™

www.jlgeurope.com

JLG® Compact Telehandlers

Unequalled Precision and Performance.

JLG's compact series of telehandlers are designed to take the convenience of a telescopic handler a step forward in terms of usability, performance and comfort.

With capacities from 2,5t to 3,5t and heights up to 7 meters, you can handle almost any job site challenge. Single joystick controls provides ease in boom positioning, while a variety of attachments help create that additional versatility you need. From commercial and residential construction work to steel work and framing, JLG compact telehandlers will get you around crowded work areas to get the job done.





JLG® Compact Telehandlers
QUALITY AND DEPENDABILITY



FEATURES



Optimal productivity

Compact, manoeuvrable telehandler with improved all-round view and very spacious, comfortable cabin.



Powerful Hydraulics

With a hydraulic pressure of 250 bars, JLG compact telehandlers have sufficient power to lift and load.

Equipment You Can Count On.

We know that when you are at work, you need machines that are designed to offer optimal productivity, reliability and performance in heavy duty environments. That is why our equipment is manufactured to the highest standards in the industry and built to take on the toughest of applications.



Our attachments add to the versatility you need for whatever tasks are lined up for the day.



Our telehandlers are manufactured and designed to the highest standards of quality.



Side-Mounted Engine

The side-mounted engine is very accessible, helping to cut down on service and maintenance time.



Hydrostatic Drive

All models feature hydrostatic drive with two forward and two reverse speed ranges.

JLG® Compact Telehandlers
OPERATOR COMFORT AND VISIBILITY



Reach New Levels of Control and Comfort.

Your job becomes easier when you have a clear view of the job site. The engine position, boom pivot and cab position make for better visibility. While cab-mounted controls, a wrap-around dashboard and easy-to-read gauges let you know exactly what you are doing and

where you need to be. Designed with the operator in mind, the spacious cab with suspension seat allows the operator to work in comfort. Optional air conditioning is available on all models.



Single Joystick

Control all boom functions for more precise positioning.



Cabin controls

All controls are easy to read and properly placed.

More Power for More Performance.

A dependable engine and high-torque hydrostatic transmission, leave the terrain ability of the JLG compact telehandler range unmatched. Even in extreme rough terrain situations, the limited-slip differential feature on the front axle further enhances traction. High performance hydraulics enable reduced cycle times which further adds to efficient operation.



Pick, carry and place.



Powerful working

JLG compact telehandlers feature economical and powerful turbo diesel engines for working whatever application.



Brakes

Rugged heavy duty axles offer enclosed oil disc brakes at the front and rear.

Test-Driven. Job Site Proven.

Our commitment to engineering and testing means that our telehandlers provide you with high performance when you need it most.

Our test facility is designed to provide realistic work situations. Advanced reach and load placement technologies are tested and refined to improve capacity, boom speed and accuracy.

Steering and drive performance are tested on the purposely designed steering course. Durability and extended driving are tested using our roller bench as well as in the field.

Our engineers and technicians conduct these tests, and more, so they understand what you are experiencing on the job site.



JLG® Compact Telehandlers
PROVING AND INSPECTION




All Access for All Terrain.


JLG compact telehandlers are designed to take convenience a step forward in terms of usability and performance. Work around obstacles can continue, thanks to compact dimensions and the three distinct steering modes that allow manoeuvring in crowded areas.

A high ground clearance, with a low center of gravity and 4-wheel drive is a particular advantage traversing rough terrain.


CHOOSE YOUR STEERING MODE



Front wheel steer when driving on the road.



All-wheel steer to help reduce the turning radius in confined areas.



Crab steer for sideways movement and precise positioning before lifting.



Turn Corners

A tight turning radius helps you get around on crowded job sites.

Real Dependability.

Designed specifically for work in confined areas, JLG compact telehandlers are a highly reliable and complementary work tool. With enough power to handle everyday load and carry activities, JLG compact telehandlers prove to be an irreplaceable aid.



JLG telehandlers will help you reach greater heights of performance.



Versatility You Can Count On.


Our full range of options and accessories extends the versatility and performance of your telehandler. Choose from a wide range of attachments, such as buckets, carriages and smart platforms, so you can handle an even wider variety of jobs faster and with greater ease.



Enclosed Cab



Hitches



Air Ride Seat†



Rotating Beacon



Inclinometer



Sun blind



Molded Floor Mat



Radio Ready Kit



Load stability indicator



Fenders



Brick Guard



Air Conditioning



Arm Rest



Rear Road Lights



Front Road Lights



Boom Work Lights



Cabin Work Lights



Mirrors



Light Material Bucket

Clean up the job site, spread gravel or for loading and leveling.




Standard Carriage

Forks that are fully floating and adjustable side-to-side for efficient load entry and exit.



Manure Bucket

Features a hydraulic grapple arm to assist in job site cleanup.



Side-Shift Carriage

10 cm left and right carriage shift allows for more precise load placement.



4 in one bucket

Carry out multiple activities with the 4 in one (cylinder operated) bucket.



0.9m³ Digging Bucket

Dig, scoop and carry debris like gravel or dirt, also used for job site clean up.



Fork Mounted Lifting Hook

Add versatility to any standard carriage by lifting and lowering objects without changing attachments.



Concrete ladle

Increase efficiency that is required to get concrete materials to elevated sites.



Bale Clamp

Used primarily in the agriculture industry, making it easier to handle hay or straw bales. Tube or spike style available.



Round bale tine

Designed to allow for stability of bales while manoeuvring around the work area.



Putting Your Work Above Everything.

When it comes to JLG® Ground Support, it's all about you. Your productivity. Your profitability. Your uptime. From the purchase of your first piece of equipment straight through to the training, parts and maintenance that follows.



■ Financial Solutions

Maximising your profits. Preserving your cash flow. Let our financing specialists help choose the program designed specifically for your needs.

■ Aftermarket Parts

Keep your equipment running at peak performance with genuine replacement parts, accessories, attachments and competitive parts all from one source — JLG.

■ Training

Knowing your equipment inside and out results in higher productivity on the job. Our instructor-led courses give you the hands-on time you need for success.

■ Service Centers

Your needs. Your uptime. JLG is on the job to fulfill your every need, from repair, reconditioning, same-day parts and much more. We're here to support you.

JLG® Compact Telehandlers SPECIFICATIONS

| | 2505 | 2906H | L2906H | 3507H |
|--------------------------------|--|--------------------------|--------------------------|--------------------------|
| A. Maximum Lift Height | 5.60 m | 5.80 m | 5.80 m | 6.90 m |
| B. Length (Less Forks) | 3.28 m | 4.47 m | 4.48 m | 5.05 m |
| C. Width | 1.80 m | 2.11 m | 2.11 m | 2.33 m |
| D. Height | 1.90 m | 2.35 m | 2.00 m | 2.45 m |
| E. Wheelbase | 2.29 m | 2.70 m | 2.76 m | 2.98 m |
| F. Ground Clearance | 270 mm | 440 mm | 340 mm | 460 mm |
| Rated Capacity @ 2100RPM | 284 nM | 340 nM | 340 nM | 340 nM |
| Rated Capacity | 2,500 kg | 2,900 kg | 2,900 kg | 3,500 kg |
| Capacity @ Maximum Lift Height | 2,000 kg | 2,200 kg | 2,200 kg | 2,600 kg |
| Maximum Forward Reach | 3.30 m | 3.16 m | 3.16 m | 3.90 m |
| Capacity @ Maximum Reach | 800 kg | 1,000 kg | 1,000 kg | 1,350 kg |
| Approximate Operating Weight | 5,010 kg | 6,743 kg | 6,743 kg | 8,096 kg |
| Outside Turning Radius | 3.20 m | 3.70 m | 3.70 m | 3.89 m |
| Drive | 4 x 4 | 4 x 4 | 4 x 4 | 4 x 4 |
| Engine | Deutz TD 2.9 L4 Turbocharged | Deutz TCD 2012 - L04 V02 | Deutz TCD 2012 - L04 V02 | Deutz TCD 2012 - L04 V02 |
| Engine Gross Power | 55 kW / 75 Hp | 74.9 kW / 100 Hp | 74.9 kW / 100 Hp | 74.9 kW/ 100 hp |
| Transmission | Hydrostatic | Hydrostatic | Hydrostatic | Hydrostatic |
| Steering | Two wheel / Four Wheel / Crab Steer with Rear Wheel assisted alignment | | | |
| Tires | 12 x 17.5 | 405/70-20 | 405/70-20 | 405/70-24 |
| Maximum Travel Speed | 24 km/h | 32 km/h | 32 km/h | 32 km/h |
| Frame Tilt Left/Right | n/a | n/a | n/a | n/a |



Due to continuous product improvements, JLG Industries reserves the right to make specification and/or equipment changes without prior notification.

Deutschland**Tel: +49 (0) 421 693 5010**

JLG Deutschland GmbH
Max-Planck-Straße 21
D-27721 Ritterhude/Ihlpohl (Bei Bremen)

España**Tel: +34 93 772 47 00**

JLG Ibérica, SL
Trapadella, 2
Pol. Ind. Castellbisbal Sur
08755 Castellbisbal (Barcelona)

France**Tel: +33 (0) 553 88 31 70**

JLG France SAS
ZI Guillaume mon Amy
CS 30204 Fauillet
F-47400 Tonneins

JLG Industries, Inc.**Tel: +1 717 485 5161****Fax: +1 717 485 5600**

1 JLG Drive
McConnellsburg, PA 17233-9553
USA

Italia**Tel: +39 02 9359 5210**

JLG Industries (Italia) s.r.l.
Via Po.22
20010 Pregnana Milanese -MI-

Russia**Tel: +7 (495) 967 79 14****Fax: +7 (495) 967 76 00**

Oshkosh Rus, LLC
Moscow City Embankment Tower
10 Presnenskaya Naberezhnaya Block C
Moscow 123317

Sverige**Tel: +46 (0) 8 506 59500**

JLG Sverige AB
Enköpingsvägen 150
Box 704, SE-176 77 Järfälla

United Kingdom**Tel: +44 (0) 161 654 1000**

JLG Industries (United Kingdom) Limited
Bentley House, Bentley Avenue
Middleton, Greater Manchester
M24 2GP

JLG Manufacturing Europe bvba**Tel: +32 (0) 89 77 49 74****Fax: +32 (0) 89 77 74 27**

Oude Bunders 1034
Breitwaterstraat 12a
B-3630 Maasmechelen Belgium

JLG Industries, Inc.**Tel: +31 (0) 23 565 5665****Fax: +31 (0) 23 557 2493**

Polaris Avenue 63
2132 JH Hoofddorp
The Netherlands

www.jlgeurope.com



JLG Industries, Inc. is a leading designer and manufacturer of access equipment and complementary services and attachments.

JLG has manufacturing facilities in the United States, France, Romania, China and Belgium. Customers throughout Europe, Scandinavia, Africa and the Middle East benefit from a network of dedicated sales and service operations designed to deliver the highest levels of support.

JLG is an Oshkosh Corporation company.

JLG
reachingout™